



ADDASOUND
HEADSET OPERATION GUIDE

1. The microphone boom of ADDASOUND headset is very flexible to bend to make sure the proper placement. Bend and place the boom about one to two fingers width away from your mouth and at the corner of your mouth. If the microphone is too close to your mouth, it may cause distortion, and pick up unwanted sounds like breathing, lip smacking and swallowing. If it is too far away from your mouth, you will have low output audio and the noise cancellation will also be affected.



2. Rotate the microphone boom within the range of adjustment.

Note: The microphone boom can't be rotated in a full 360 degree.



3. Adjust the headband for the best fit. ADDASOUND headsets all come with memory steel headband. This means that you can adjust the headband to make it tighter or looser for the fit of your head.

Note: Adjust one side or both sides of the plastic part which holds the headband but not headband itself may cause the breakage.

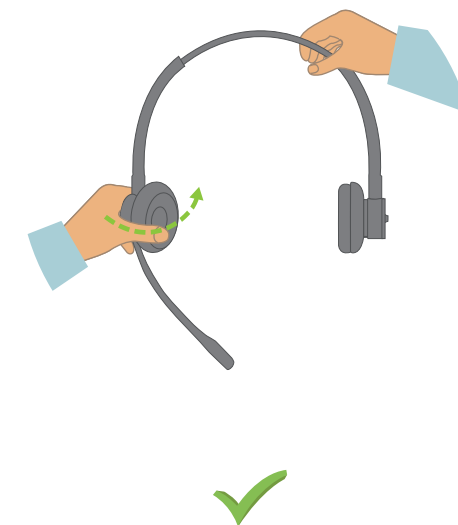


4. Pull the headband out of the headband casing within the range of adjustment.




5. Adjust the ear cap for the best fit within the range of adjustment.


Note: The ear cap can't be rotated in a full 360 degree.



6. Press the housing of QD (Quick-Disconnect) connectors to separate the headset from the cable.

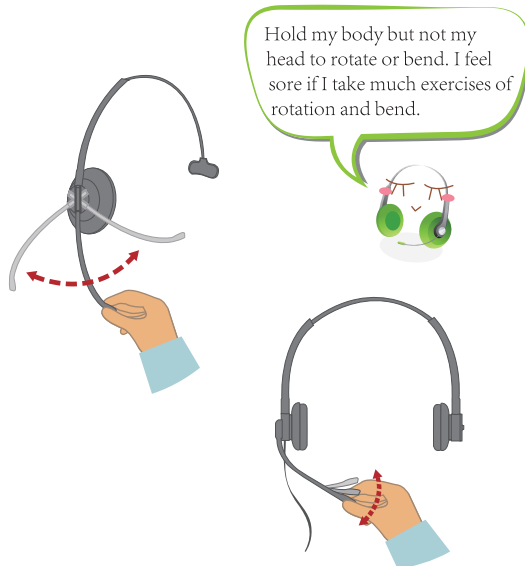


1. Keep the straight microphone boom without bend.



Wrong operation level: ❌❌❌❌❌

2. Bend or rotate the microphone boom repeatedly by the tip of the boom.



Wrong operation level: ❌❌❌❌❌

3. Adjust the headband by the wrong force point.




Wrong operation level: ❌❌❌❌❌

4. Pull the headband out of the headband casing with much strength beyond its limit.



Wrong operation level: ❌❌❌❌❌

5. Rotate the ear cap beyond its limit.




Wrong operation level: ❌❌❌❌❌

6. Hold one side of the headset to remove it from the head.




Wrong operation level: ❌❌❌

7. Wrap the headset with the cable.



Wrong operation level: ❌❌❌

8. Pull apart the QD (Quick-Disconnect) connectors by the wires.



Wrong operation level: ❌❌❌